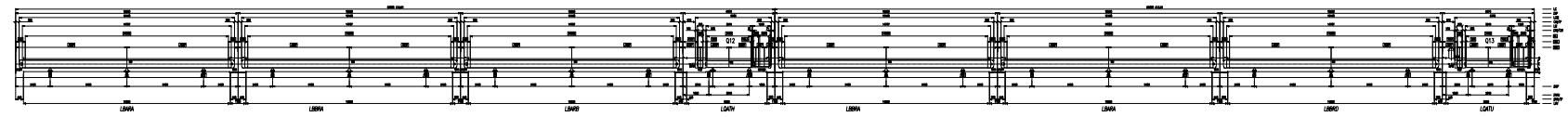

C12R C13R

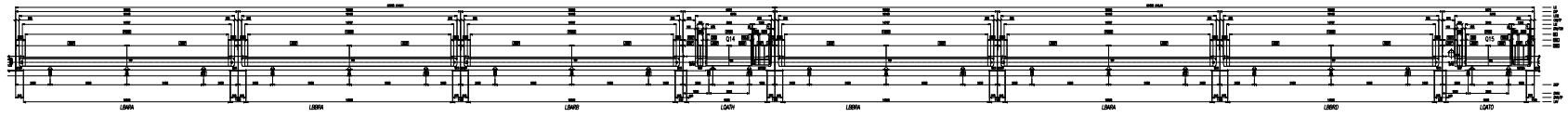

C14R C15R

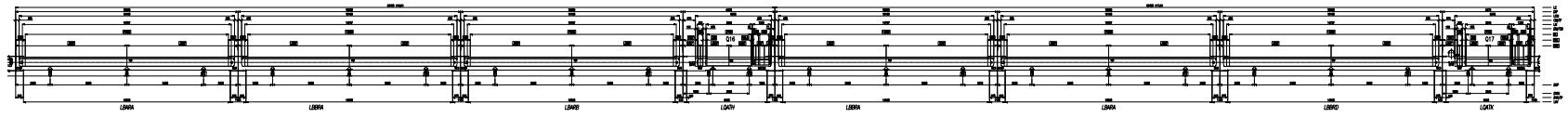

C16R C17R

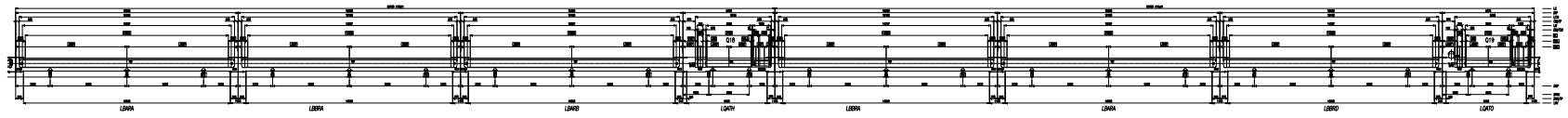

C18R C19R

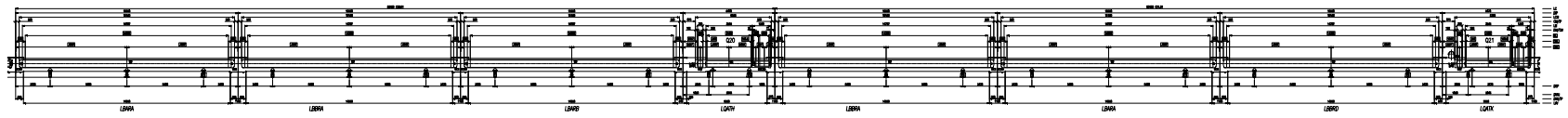

C20R C21R

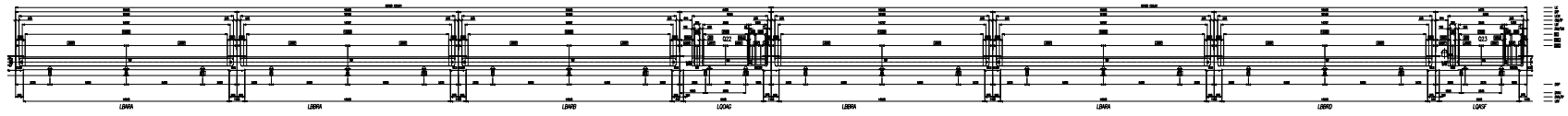

C22R C23L

IND.	DATE	NOM/NAME	ZONE	MODIFICATION
G	2006-05-02	H. PRIN		LAYOUT V6.5 ACCORDING TO EDMS LHC-LJ-EN-0006
F	2003-09-01	H. PRIN		LAYOUT V6.402 ACCORDING TO EDMS LHC-LJ-EN-0003
E	2001-04-03	H. PRIN		LAYOUT V6.3 APPROVED PLC 64 22/03/01
D	2000-05-31	H. PRIN		LAYOUT V6.2 APPROVED PLC 61 12/07/00
C	1999-05-17	H. PRIN		LAYOUT V6.1 APPROVED PLC 54 22/09/99
B	1999-05-31	H. PRIN		LAYOUT V6.1 PLC 53 30/06/99
A	1998-11-01	H. PRIN		LAYOUT 6.0, APPROVED PLC 42 1998-09-16

LENGTH OF CELL	LC
DISTANCE BETWEEN INTERCONNECT VIRTUAL PLANES	DIP
LENGTH OF COLD MASS	LCM
DISTANCE COLD MASS/INTERCONNECT VIRTUAL PLANE	CM/IP

LENGTH OF MAGNET	LM
DISTANCE MAGNET/COLD MASS	DM/CM
MAGNETIC LENGTH (OPERATING CONDITIONS)	MLC
DISTANCE BETWEEN MAGNETIC LENGTHS, OR BETWEEN MAGNETIC LENGTH AND INTERCONNECT VIRTUAL PLANE (OPERATING CONDITIONS)	DML
DISTANCE BETWEEN MAGNETIC CENTERLINES OR INTERCONNECT VIRTUAL PLANE (OPERATING CONDITIONS)	DMC

DISTANCE BETWEEN SUPPORT POSTS	DSP
DISTANCE BETWEEN VACUUM VESSEL JACKS	DVJ
DISTANCE VACUUM VESSEL/INTERCONNECT VIRTUAL PLANE	DVI/IP
LENGTH OF VACUUM VESSEL	LVV

ALL DIMENSIONS ARE AT 293K, EXCEPT THE MAGNETIC LENGTHS AND DISTANCES BETWEEN THEM, WHICH ARE AT OPERATING CONDITIONS.

* DIMENSIONS TO BE DEFINED

LAYOUT OF LHC ARC

RIGHT CELLS 12 TO 23
ARC 12
CELLULES DROITES 12 A 23
ARC 12

SCHEDULE	REVISAL	H.PRIN	2006-05-02
SCALE	CONTROLLED	Y.MUTTONI	2005-02-18
1:100	RELEASED	S.CHORLI	2005-03-18
	APPROVED	F.PRADELOUX	2005-03-01

LHCLSA___0LSA___001
REPLACE/REPLACED

RELEASED IN PROJECT LEADER OFFICE	FOR INFORMATION	SIZE A	LHCLSA___0001	REV. 0 G